



## Important Holiday Information


To help you enjoy your holiday, we have prepared some essential information and we ask if you could read this prior to your arrival to help you plan a successful and enjoyable holiday.

### Using Electrical Equipment Onboard

Your narrowboat is fitted with leisure batteries to run the electrical system onboard when the engine is turned off. This is a 12-volt DC system which means that there will be some restrictions on what electrical items you can use on your holiday.

### Battery Power System

The boat engine will need to be running for **at least 6 hours per day** in order to keep the leisure batteries charged up. This can be cruising hours or by running the engine when moored up. These batteries power the internal lights, fridge, TV etc. If the battery power runs too low then electrical systems such as the toilet flush button won't work properly.




### Inverter

Your boat is fitted with an inverter. When it's turned on, it converts the 12v power supply from the leisure batteries to a 240v supply, enabling you to use the 3 pin plug sockets and the onboard hairdryer. Please note that the inverter is a power drain on the leisure batteries when used with the engine turned off. It should be turned off when not in use.

### Charging Mobile Phones, Tablets & Laptops

Your narrowboat is equipped with 12v car type charging sockets to charge mobile phones etc using car charging leads. These items can also be charged using the 3 pin 240v sockets. We advise that you charge your devices when you are cruising when the inverter is turned on and not moored up with the engine turned off.



### Hairdryer

Onboard the boat there is a hairdryer that runs off the 240v system and will require the inverter to be on to use. Hairdryers use a lot of power and we advise that you use the one onboard and not your own.



## Using a CPAP machine

If any of your party use a CPAP breathing machine at night it is essential that you **contact us** at least 48 hours prior to your arrival. To enable the use of a CPAP machine our engineering team will need to set up the electrical system up differently prior to your arrival.

If possible, we ask if you could bring your own extension lead/cable reel as the three pin socket can sometimes be located in the lounge area making it difficult to reach the beds with just the original lead. The extension lead should measure at least half the length of the boat. For example, for a 58ft boat you would need to bring a 10m extension lead.

## Water, Toilets & Pumpouts

When you pick the boat up, the water tank will be full. We recommend that you **top your water tank up each day**. The water hose to do this is located in the front locker. There is an information folder on your boat that tells you the location of these water points.

### Toilet and Pumpouts

Your boat is fitted with a macerator toilet that has a electric flush. To avoid blocking the toilet, it is important that you remember the following when using this type of toilet system.

Apart from standard 2 ply toilet paper, the only other items that can go down the toilet you must have eaten or drunk first.

The following cannot be flushed down the toilet:



! WET WIPES, FACE WIPES, MAKE UP WIPES, SANITARY PRODUCTS, KITCHEN ROLL, COTTON PADS, THICK TOILET PAPER, NAPPIES !

These items will **block the toilet** and require an engineer to come out and unblock it. There is a **£50 charge** for this. We can't stress the importance of the above information as 70% of our callouts are to blocked toilets that could of been avoided.

There is a waste holding tank for the toilet which is emptied every time the boat is returned to us. These tanks will last for a week before they need to be emptied but it does depend on how many times you flush the toilet.

If there are **more than eight** of you on a boat and you are out for **a week**, you will need to arrange a pumpout. Similarly, if you are on any boat for **more than a week**, you will need to get a pumpout. This can be done at most marinas and typically costs approx £15-£20 per waste tank. If your boat has two toilets, each toilet will have its own waste tank. Please note that the cost is your responsibility and won't be refunded. If you are going past our base, call in and we can pump out the waste tank at no cost.


## In the Galley and Lounge

### Fridge

The fridge fits under the counter and isn't designed to store large 4 pint milk cartons or large bottles. The shelf will break if you try to force these containers into the holders. We suggest that you bring 1 or 2 pint milks and soft drinks in small bottles or cans.

### Cooker

There is a gas cooker onboard your boat that has 4 ring burners on the hob and a full size oven.



### TV reception

You have a TV onboard your boat that has a built in DVD player. Please note that the TV reception can be intermittent due to the canal being quite rural in places.

### Heating

Your boat is fitted with radiators which are fired by an Eberspacher heater system. We recommend you run the engine for at least six hours per day to charge the batteries to run the heating.

The boat is also fitted with a calorifier tank to provide hot water. This is heated by both the engine running and the Eberspacher.

## Cruising on the Canal

- **Where to cruise?**

In the centre of the canal as this is the deepest.

- **Passing oncoming boats**

When passing oncoming boats, pass port to port. The port side is the left hand side of the boat when you are standing on the rear deck looking down the boat.

- **Approaching bridges**

When approaching a bridge, if there is an oncoming boat, the boat closest to the bridge has right of way.

- **Approaching tunnels and aqueducts**

It works on a 'first come first serve' basis. If it is clear to do so, make your way across. If there is a boat in front of you, follow them across.

## Mooring Your Boat

You can moor your boat anywhere along the canal as long as you are not obstructing a turning point, bridge, passing place etc – just common sense. Pubs along the canal offer free visitor moorings also. There are points along the canal where mooring is prohibited but these are usually clearly signposted.

Once you are in Llangollen, there is a small mooring charge of approximately £8 a night. This is the only place along the canal where there is a fee unless you go into a marina to moor overnight where they may charge.

If there aren't any fixed metal rings on the towpath to tie your boat to, there are two other ways to moor your boat. These are with mooring pins or nappy pins. You will be shown how to do this on your briefing when you arrive.

## At the end of each days cruising

There are two essential jobs that you need to carry out at the end of every day.

### Stern Gland

After mooring up, turn the engine off and remove the key from ignition. Lift the engine panel and turn the brass tap handle clockwise until you feel some resistance. Turn tap another half turn.

### Bilge Pump

Check to see how much water is in the bilge. If it is above six inches, press and hold the bottom button on the throttle stack. You will see a water jet appear on the side of the stern deck as the water is being pumped out. Keep the button pressed in until the water stops pumping out. Please note if it is below six inches, the bilge pump won't pump the water out.

## Weed Hatch

If mooring rope or debris fowls your propeller you will need to moor the boat up and turn the engine off. Remove the ignition key then lift the panel up. After removing the cover, the inspection hatch will be in front of you. After removing any debris, please ensure that you securely refit and tighten the weed hatch cover.

# When You Arrive...

Boats are ready for **2.30pm** (except for 9.30am on Wednesdays). If you do arrive earlier, there is a selection of coffee shops and pubs in Chirk which is a 5 minute drive from the marina. We do have a bar/restaurant onsite called 'The Boathouse' but it is only open for limited hours. If you are going to be **later than 3.30pm**, it is important that you let us know. Our base closes at 5pm so there is a possibility we might not be able to get you out on the canal until the following morning.

When the boat is ready, we will get you onboard and an experienced member of staff will brief you and go through everything on the boat. This can take up to an hour (depending on your experience). We will then take you out on to the canal.

## Groceries

We advise you to bring your food shopping with you so when your boat is ready we can get you straight on. We understand that this isn't possible for everyone so here are a few alternative options:

1) **Order online** - Place a grocery order online with your preferred supermarket and get it delivered to our base as close to your pick-up time as you can. Please let us know if you are doing this so we can expect your delivery.

2) **Once you're on the canal** - Unfortunately there are no shops in walking distance from us at Chirk. You can stop before Chirk Tunnel once you're on the boat (45 min cruise) and there is a 5 minute walk into Chirk where there is a Spar and Co-op. There is also a Tesco in Ellesmere (5 hour cruise) and selection of shops in Llangollen (4 hour cruise).



## Storage

There is a lot of storage space available on the boat. We do advise that you bring soft bags if possible. If you are in the middle of travelling and can't keep your cases in the car, we do have limited space where we can leave your luggage while you're away. Please get in touch with us prior to your holiday to arrange this.



# When You Return...

On the day of your return, you must be back at Chirk base by **9.00am** and off the boat by 9.30am (except for Tuesday return by 2.00pm).

You are welcome to return the marina the day before your holiday ends to moor up for your last night. Alternatively, there are pubs and moorings within an hour from the marina where you could moor.

# What will be on the boat?

## In The Galley

- Full size 4 ring gas cooker, oven and grill
- Stainless steel sink
- Washing up bowl
- Dish drainer
- Under counter larder fridge
- Kettle
- Frying pan
- Saucepan and lids
- Pudding basin
- Colander
- Casserole
- Mixing bowl
- Pint jug
- Water jug
- Bread board/glass worktop saver
- Bread knife
- Cheese grater
- Carving knife and fork
- Cooks knives (2)
- Wooden spoon
- Sugar bowl
- Cruet set
- Teapot
- Fruit bowl
- Scissors
- Serving spoons
- Fish slice
- Tea strainer
- Can opener
- Bottle opener
- Cafetiere
- Glass oblong roasting dish
- Corkscrew
- Enamel plate
- Pedal bin
- Potato masher
- Oven gloves
- Toast rack
- Tea towels (2)
- Dishcloth + scourer
- Soap
- Washing up liquid
- Whisk
- Potato peeler
- Solid and slotted spoons
- Ladel
- Toilet paper

## For Cleaning

- Bucket plus floor cloth
- Stiff long handled broom
- Dustpan + brush
- Toilet brush + stand
- Cream cleaner

## Dining

- Table forks + knives
- Dessert forks + knives
- Dessert spoons
- Soup spoons
- Teaspoons
- Dinner plates
- Tea plates
- Cereal bowls
- Teacups + saucers
- Mugs
- Eggcups
- Beer glasses
- Wine glasses
- Placemats

## Bedding & Towels

- Duvets + covers
- 1 pillow per person \*
- Interior sprung mattress
- Mattress/pillow covers
- Full set bed linen
- 1 bath towel per person \*\*
- 1 hand towel per person \*\*
- 1 shower mat

## Navigation Equipment

- Boarding plank
- Boat pole
- Boat hook
- Water hose
- Life ring
- Mooring pins (3)
- Club mallet
- Windlasses (2)
- Deck mop
- Umbrella

## Heating

- Central heating boiler +hot water with airing cupboard

## Water & Washing

- 100 gallon fresh water tank.
- Running hot and cold water by automatic pump to wash basin, shower + sink
- Flush pump out toilet and shower

## Electrical Equipment

- 240v shaver point (shaver only)
- Hairdryer
- 12v USB charger/cigarette lighter
- Electric lighting throughout
- Flatscreen TV with Freeview + built in DVD player
- Radio/CD player

## Headroom

- Over 6' 1"

## Engine

- Water cooled with single lever control

## Miscellaneous

- Coat hangers (3 per person)
- First Aid kit

- NB: Boats in the same class are similar in all essential respects although details may vary from boat to boat.

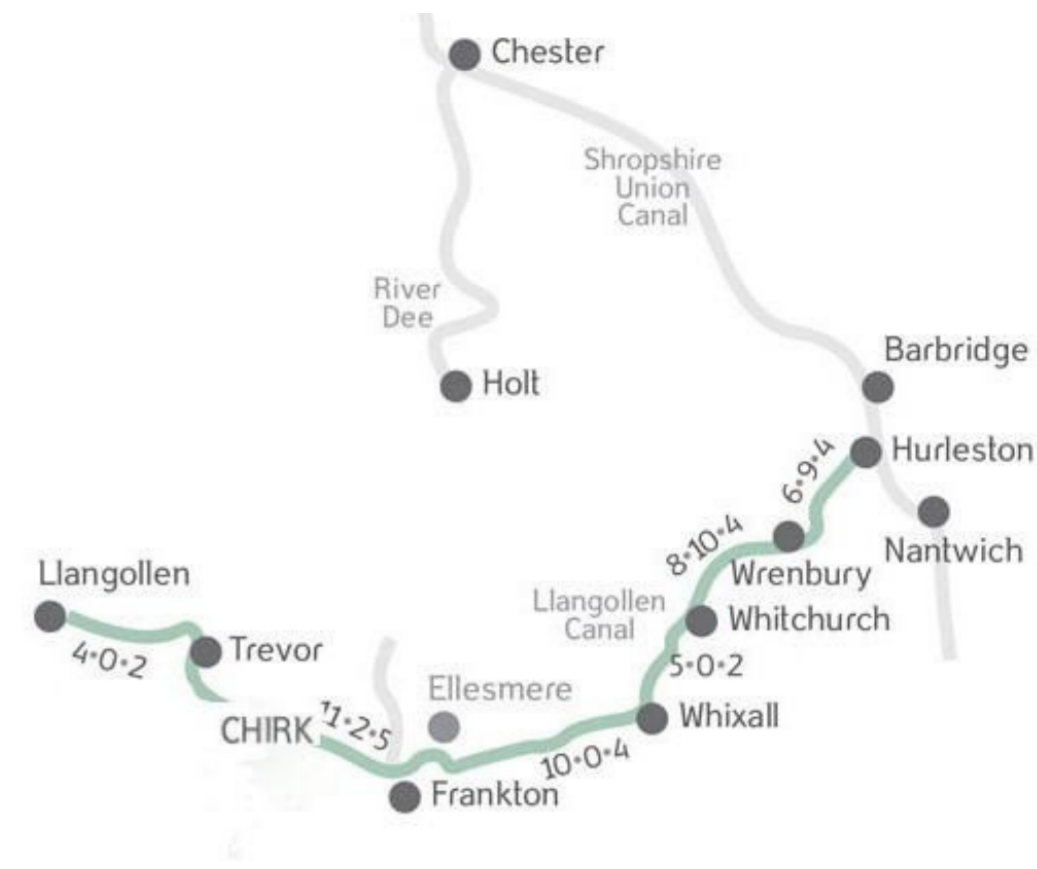
- \* Extra pillows on request
- \*\* Extra towels on request

# One Week Cruise from Chirk

## Llangollen + Whitchurch

**60 miles, 4 locks**

A very pleasant and easy route. Collect your boat and cruise west to Llangollen crossing the famous Pontcysyllte Aqueduct. Retracing your steps and leaving Llangollen, you encounter Chirk Aqueduct and through to the lovely market town of Ellesmere after going through the only two locks on your trip. Continue on to Whitchurch while cruising past the beautiful Shropshire meres. Once in Whitchurch, turn around and come back to base.



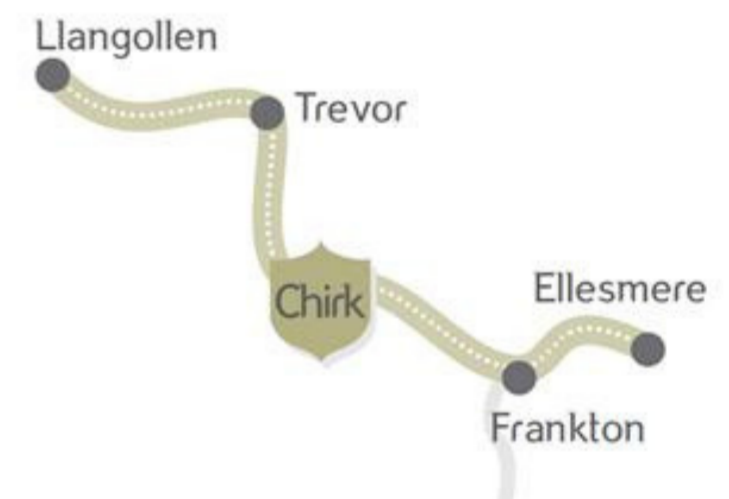
## Chester & Return

**112 miles, 70 locks**

This is a more challenging route so you shouldn't be disappointed if you don't reach Chester. Travelling down the canal, you pass through the towns of Ellesmere and Whitchurch to Grindley Brook with its staircase of three locks. From here the locks become more frequent, taking you down through lovely countryside to the Shropshire Union canal at Hurlston. The rural atmosphere continues to Chester. You should remember that the Llangollen Canal flows so it will take longer to return.

# Short Break Cruise from Chirk

**Cruising Time: 16 hours return      Locks: 4**



Starting at Chirk, head west across the Pontcysyllte Aqueduct. Moor overnight at Trevor if there isn't enough daylight to cruise on into Llangollen. Explore the town of Llangollen where you can visit restaurants, pubs, museums, shops and much more. Leaving Llangollen, cruise back over the aqueduct passing Chirk Marina. Head on to Ellesmere going through two locks on the way. Visit Ellesmere which is an interesting market town with a good selection of shops, pubs and spectacular meres. Turn around and head back to base.

*Please note that if you haven't been before, we do advise that you head in the direction of Ellesmere first as the canal gets very narrow between Chirk and Llangollen. This gives you a chance to get used to the boat.*

# Cruising Times




	Going:	Return:
Chirk - Pontcysyllte Aqueduct	1 hour	45 mins
Chirk - Llangollen	4 - 5 hours	4 hours
Chirk - Ellesmere	5 hours	6 hours
Ellesmere - Whixall	3 - 4 hours	3 hours
Whixall - Whitchurch	2 hours	1.5 hours
Chirk - Chester & Return	55+ hours	

## Pubs from Chirk - Llangollen



Aqueduct Inn, Froncysyllte Lift Bridge	1 hour	5 min walk from canal
Sun Inn at Trevor, Bridge 41w	2 hours	Canalside
Llangollen Town	4 - 5 hours	5 - 10 min walk from canal

## Pubs from Chirk - Whitchurch




Chirk Town	45 mins	5 - 10 min walk from canal
Bridge Inn, Chirk Bank, Bridge 21w	1 hour	5 min walk from canal
Poachers Pocket, Bridge 19w	1.5 hours	Canalside
Lion Quays, Bridge 17w	1.75 hours	Canalside
Narrowboat Inn, Bridge 5w	3.5 hours	Canalside
Ellesmere Town	5 hours	5 - 10 min walk from canal
Whitchurch Town	10 hours	20-30 min walk from canal
Horse & Jockey Grindley Brook	10.5 hours	5 min walk from canal



# Transport


## Nearest Airports:

- Manchester Airport [www.manchesterairport.co.uk](http://www.manchesterairport.co.uk)
- Liverpool John Lennon [www.liverpoolairport.com](http://www.liverpoolairport.com)



## British Rail: [www.nationalrail.co.uk/](http://www.nationalrail.co.uk/)

- Nearest train station: Chirk (5 min taxi journey to our base)



## Taxi Services:

- J.E.T.S. (airport transfers mainly) - 07725222073  
[www.jets-transfers.com](http://www.jets-transfers.com)
- Cabs R Here - 01691 773130
- Swan Taxis - 01691 773535
- Berwyn 24hr - 01978 820111
- Marcel Taxis - 07546775261



If you are getting the train to Chirk, we advise that you book a taxi **in advance** from the station as taxi companies are quite limited in the area. It is a 5-10 minute taxi journey and costs between £5 - £8.

## How to find us by car:

**M6:** Exit at Junction 10a and take the M54 towards Telford. Join the A5 for North Wales and continue until you reach Mile End roundabout in Oswestry. Head right towards North Wales and Llangollen, going straight over the next two roundabouts. At the 3rd roundabout, take the second exit signposted for Chirk. Keep driving for approximately 2 miles and take the first exit for 'Llangollen A5' at the mini roundabout. After 400yds, follow a brown tourist sign to 'Marina' and the Marina and Boathouse entrance is 400yds on the left.



**From the North:** Take the A483 towards Chirk until you reach the signposts for 'A5 Llangollen'. At the Halton roundabout, head right for Llangollen. Ignore the Chirk turning at the next mini roundabout and follow directions for Llangollen. After 400yds, follow a brown tourist sign to 'Marina' and the Marina and Boathouse entrance is 400yds on the left.

**IF YOU ARE USING A SAT NAV, PLEASE BE AWARE THAT OUR POSTCODE MAY SEND YOU A BIT FURTHER DOWN THE ROAD TO WHERE WE ARE. IF YOU HAVE ANY QUERIES, PLEASE DON'T HESITATE TO CONTACT US.**

**CREST NARROWBOATS, CHIRK MARINA, CHIRK, WREXHAM, LL14 5AD**

**Tel: 01691 774558**

**Email: [info@crestnarrowboats.co.uk](mailto:info@crestnarrowboats.co.uk)**

**Website: [www.crestnarrowboats.co.uk](http://www.crestnarrowboats.co.uk)**

**Twitter: [@CrestNarrowboat](https://twitter.com/CrestNarrowboat)**

**Facebook: [www.facebook.com/crestnarrowboats](http://www.facebook.com/crestnarrowboats)**

**BASE CONTACT: BECKY DAVIES**

## Nearby Hotels/Guesthouses



### - Moreton Park Hotel

Gledrid, Chirk, Wrexham, LL14 5DG - 01691 776666  
www.moretonpark.com (3 miles away)

### - The Hand Hotel, Chirk

LL14 5EY - 01691 773472 - www.thehandhotelchirk.co.uk (1.5 miles away)

### - Berwyn B&B

Castle Road, Chirk, LL14 5BS - 01691 772698 (1.5 miles away)

### - Lion Quays Resort

SY11 3EN - 01691 684300 (3.5 miles away)

### - Glencoed B&B

Cross Street, Chirk, LL14 5AN - 01691 778148 - www.glencoed.co.uk (1.5 miles away)

## Useful Literature

### - Waterways Routes - [www.waterwaysroutes.co.uk/links/crest.htm](http://www.waterwaysroutes.co.uk/links/crest.htm)

Informative canal guides and route maps.

### - The Considerate Boater - [www.considerateboater.com](http://www.considerateboater.com)

Dedicated to considerate boating on the UK Waterways.

### - Boaters Handbook Download - <https://canalrivertrust.org.uk/media/library/141.pdf>

### - Accompanying video to above: - <https://canalrivertrust.org.uk/enjoy-the-waterways/boating/a-guide-to-boating/boaters-handbook>

### - Open Canal Map UK

App available on iPhone and Android phones. Free to download. Navigation map with locks, bridges, turning points etc.



We also sell [Pearson's Welsh Water guidebooks](#) in our reception area.